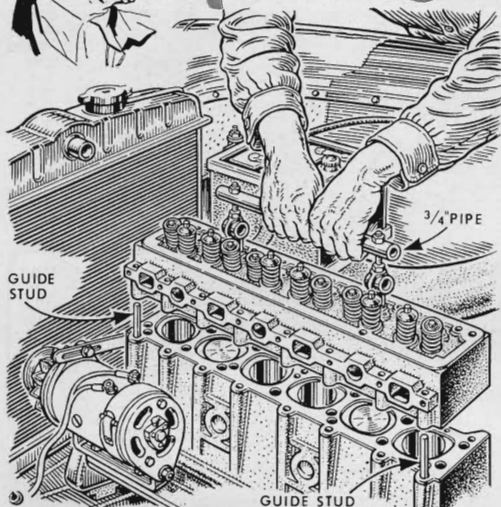
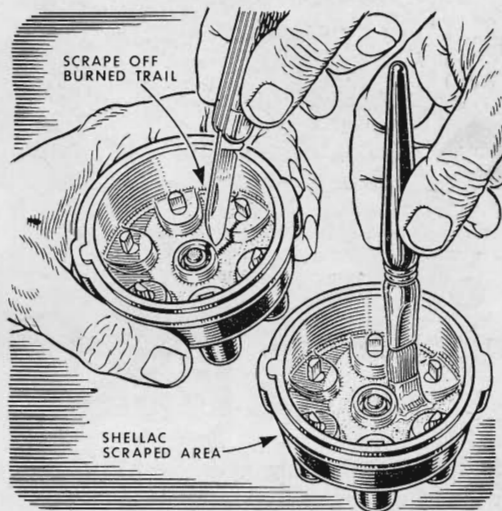




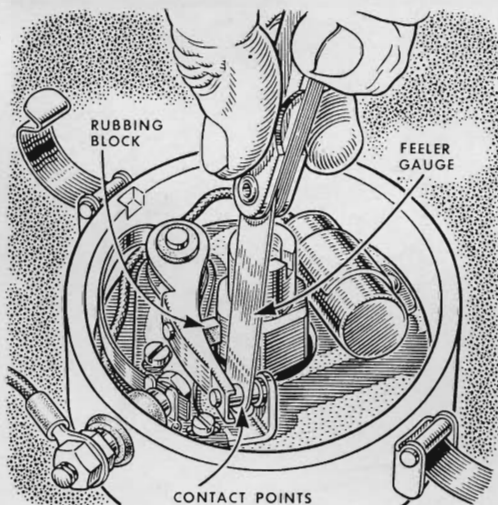
Hints FROM THE MODEL GARAGE




Tired of lifting overhead-valve heads for a succession of ring-and-valve jobs, one mechanic devised a convenient handle. Removing the rocker arms, he bolted a length of pipe to the brackets. Studs in hold-down bolt holes guided replacement.



You can make a quick repair of a short in a distributor cap by scraping clean its telltale carbon trail between terminals and then coating the area with shellac. If all the carbon is removed, the shellac insulation should last a long time.



When you replace points, be sure to check the gap at intervals of around 1,000 miles until the fiber rubbing block shows a glaze. It wears rapidly until then, and may shorten the gap enough to make starting hard or burn the points.



Bright-yellow paint on the fan blades may save you a cut hand. Painting the hood prop rod and its slot, too, will help you fit them together in the dark or dim light. The color has high visibility. Clean off all grease first so the paint will stick.