





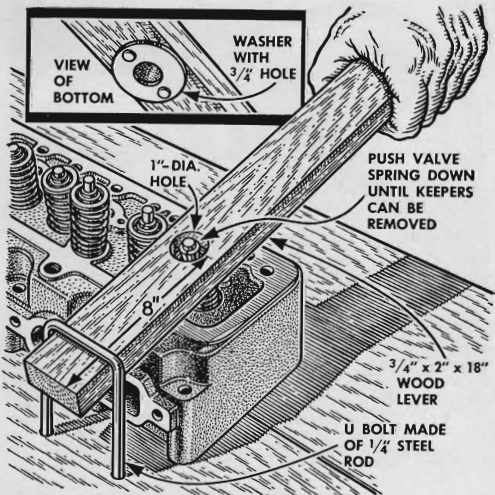
# Hints FROM THE MODEL GARAGE



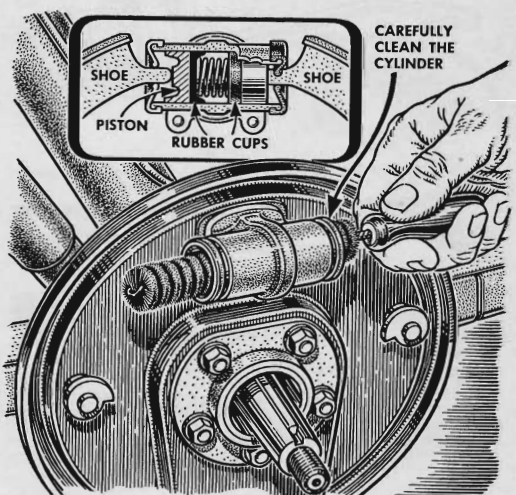
**Save your fingernails** by using last winter's plastic ice scraper to remove vacation stickers and resort advertisements accumulated on your car during the summer. A clean rag dipped in solvent or dry-cleaner fluid will remove any pieces missed by the scraper.



**When cleaning** or changing spark plugs, owners of Plymouth V-8s should pull the ignition wires by grasping them only at the reinforced section near the plug. Pulling on the wire might cause an internal break resulting in misfiring or weak spark.



**Valve springs** on overhead-valve engines can be compressed and held safely while the keepers are removed by using a piece of hardwood as a lever. Place the head on a heavy board and fasten a U bolt in position behind it. Shift the head after each spring is removed to align the next valve with the U bolt. Reverse procedure to install valves.



**Clean wheel cylinders** thoroughly when installing new brake linings. The full thickness of the new lining will push the cups deeper into the cylinder, and gum or dirt on this long-unused part of the wall may cause the cylinder to leak. Be sure to use only hydraulic-brake cleaning fluid, and allow to dry before reassembling parts.