
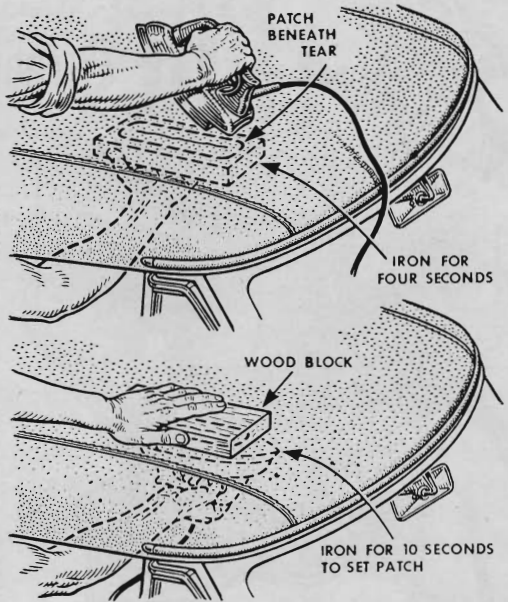


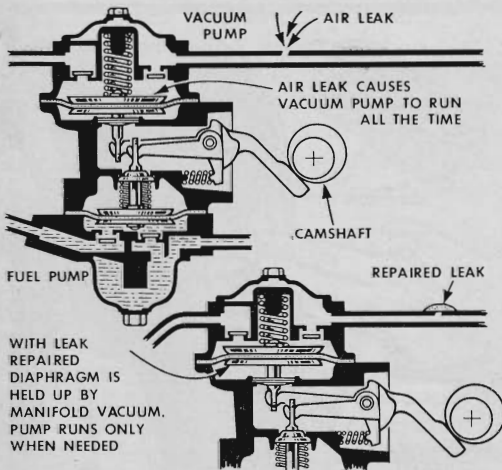
## MORE Hints from the Model Garage



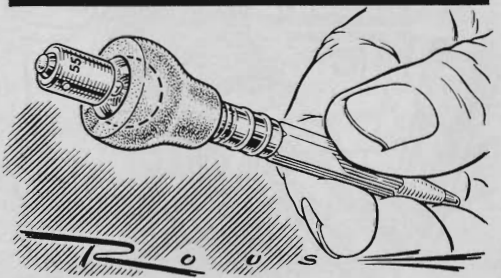
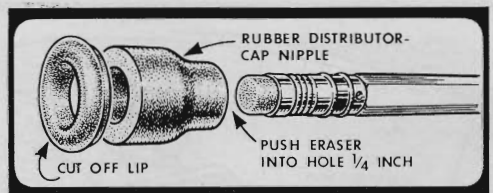
Until you add that garage, here's a temporary one that will keep your car easy to start in winter. Cover a large packing crate with roofing paper and hang a lantern in it for heat. Tack a canvas flap on it to cover the windshield. Runners make it portable.



**Rug binding**, applied to the underside of a convertible top, patches and waterproofs holes or tears almost invisibly. Back up the patch with a block of wood while you apply a hot iron to the top. Then hold the block over the top and iron the patch.



If, on a top overhaul, you find abnormal wear on the part of the camshaft that operates the fuel-pump arm, look for a leak in the vacuum lines to the wiper, washer or antenna erector. A leaky hose can keep the vacuum-booster pump working constantly, adding greatly to the normal wear on the camshaft eccentric.



A rubber distributor-cap nipple forced over the eraser end of a long pencil makes a convenient extension for removing and replacing the small map-light bulb in '51 Buicks. Slide the ash tray out of the way and press the nipple over the bulb. Twist to the left to remove it. Reverse the procedure to install a new bulb.