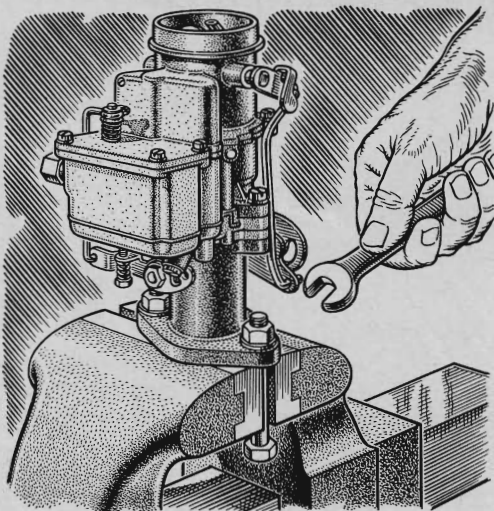



MORE Hints from the Model Garage




To hold a carburetor while you work on it, clamp two $\frac{3}{8}$ " bolts in a vise and bolt the carburetor to these through the mounting holes in the flange. This will provide a very rigid work mount without danger of damaging the carburetor.



When mounting a spotlight, be sure to get the control arm level so the beam will stay level as you swing it. Wire the spotlight independently of the head lamps so that if the latter should fail, you still will be able to continue.



Tail lights will shine brighter if you paint the inside of the lamp receptacles with white enamel to increase their reflectivity. This is especially helpful on older cars where the housings have become heavily rusted. Clean the metal thoroughly before painting.



A frozen nut on a loose bumper guard can be bypassed this way on cars that have long guard bolts. Cut a short collar of pipe large enough to fit over the nut and slightly longer than the nut's thickness. Then add a new nut and washer and draw up tight against the collar.