




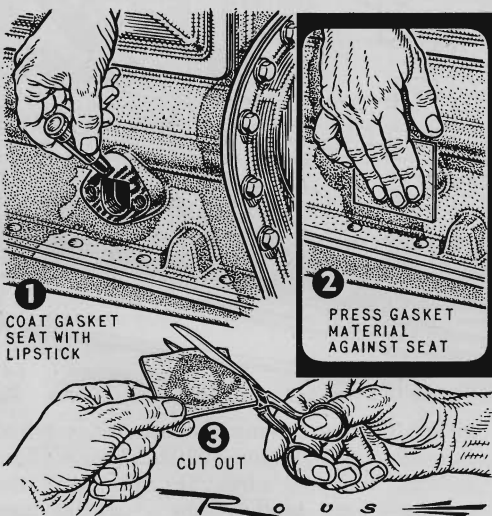
# Hints FROM THE MODEL GARAGE



**Stow a damp cloth** in a plastic bag for cleaning dust and insects off your windshield between stops at service stations. Moisten the cloth with water or windshield cleaner and snap a rubber band around the neck of the bag to keep the fluid from evaporating.



**To foil gas thieves**, bend a length of galvanized strap iron to fit the top slot of the hinged license plate and the edge of the trunk opening. With this arrangement, a gas cap behind the license plate cannot be removed easily without unlocking the trunk.

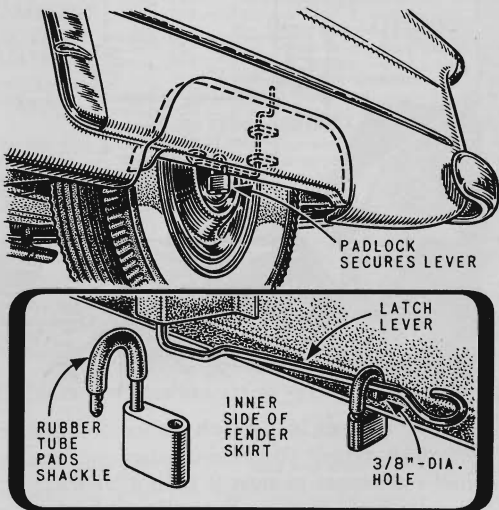


**1**  
COAT GASKET SEAT WITH LIPSTICK

**2**  
PRESS GASKET MATERIAL AGAINST SEAT

**3**  
CUT OUT

**Use lipstick** to outline the shape of a flange on sheet material when cutting a gasket. Smear it over the entire surface and press the gasket material against it. The resulting imprint will show the outline as well as the hole locations.



PADLOCK SECURES LEVER

RUBBER TUBE PADS SHACKLE

INNER SIDE OF FENDER SKIRT

LATCH LEVER

3/8"-DIA. HOLE

**Thieves can't remove fender skirts** if you fit them with padlocks to hold the clamping levers closed. Slip a lock over the lever arm and through a hole drilled in the bottom edge of each skirt. Cover the shackle with rubber tubing to keep it from rattling.