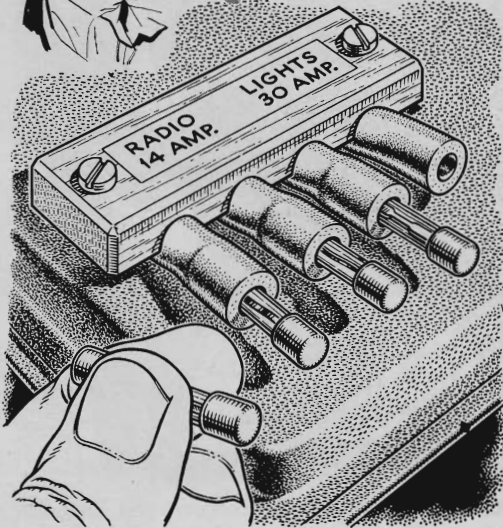





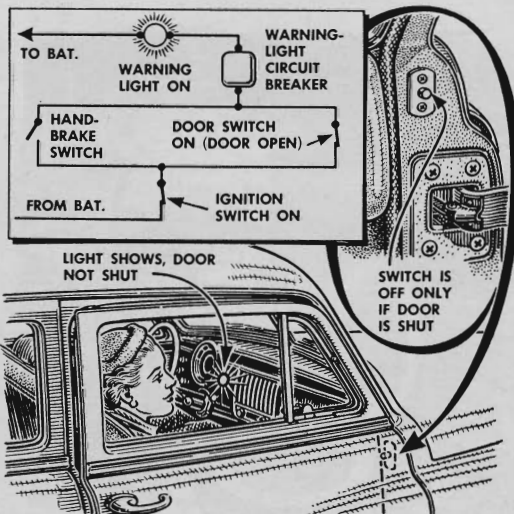
Hints FROM THE MODEL GARAGE



Tuck spare fuses into a clip made from short lengths of windshield-wiper hose for quick replacement as needed. A notched wood block screwed to the inside of the glove-compartment door holds the hose.



Raise a series of burrs around your wheel rims to keep the hub caps or wheel rings from creeping and distorting the valve stems. Chisel the burrs along the marks made by the spring tabs inside the hub caps.



Mount a normally closed switch on the right-hand door to warn you when it's partly unlatched. Wire it through the ignition switch to the hand-brake warning light or a separate bulb on the dash so that you'll know the door is shut before you start.



Join two pieces of inner tube with a leather strap to make a pair of sleeves that will protect your arms from dirt or a hot manifold when reaching in or around the lower parts of a motor. Use the sleeves for protection against sparks when welding.