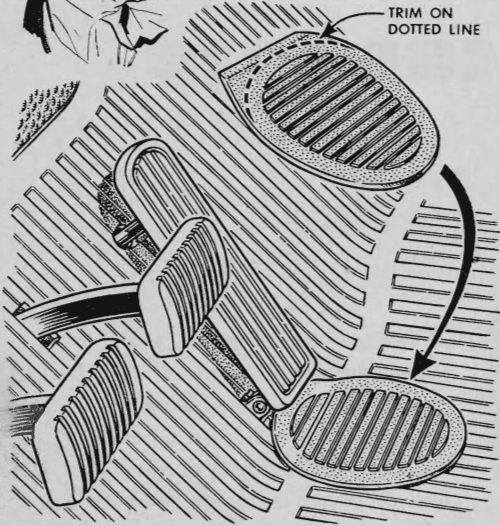




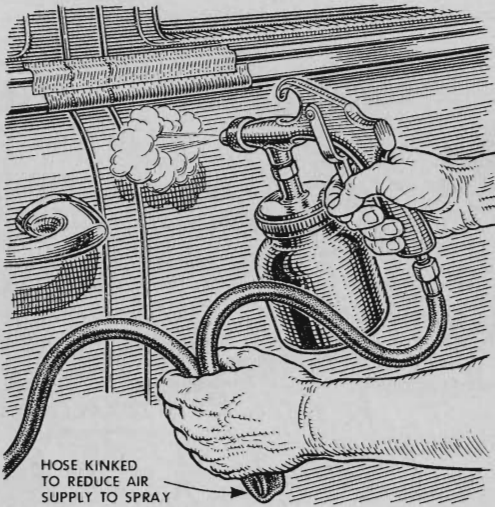
Hints FROM THE MODEL GARAGE



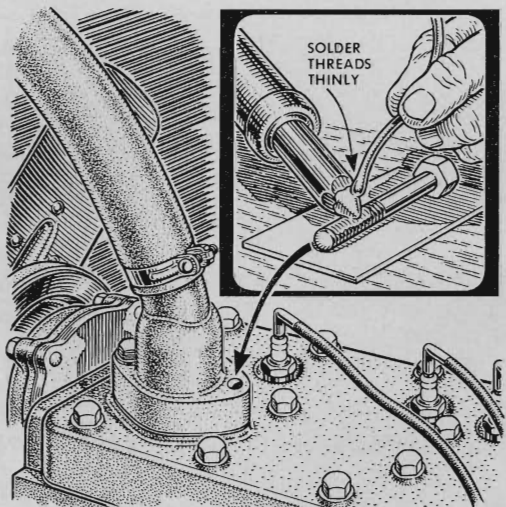
Shoe-sole repair kit, which can be bought in most five-and-dime stores, gives you the makings of a first-rate patch for that worn-out section of floor covering under the gas pedal. Trim one of the rubber soles, as shown, and cement it firmly in place.



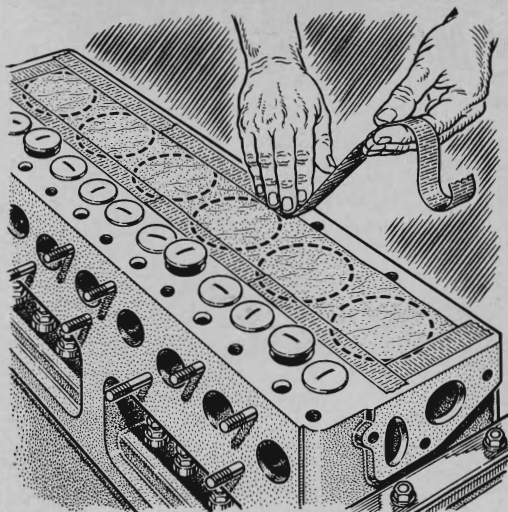
Caught in bad weather with a wiper blade that doesn't clean the windshield well, try switching it with the one on the passenger's side. Chances are the right-hand blade is in better shape; it gets less mud and sand tossed at it by passing cars.



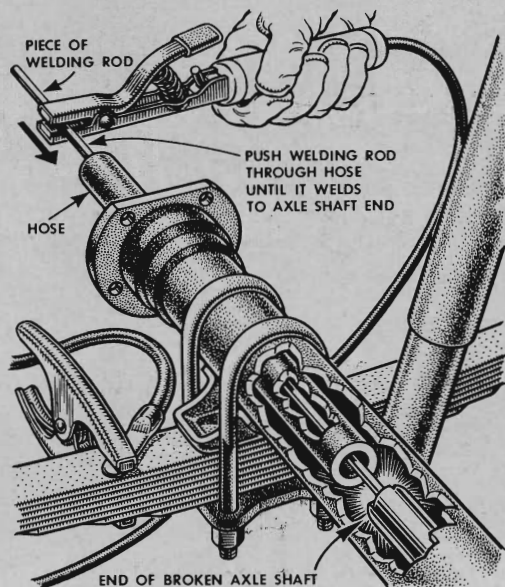
Save time on touch-up paint-spray jobs by kinking the air hose slightly with the left hand to reduce paint-spray volume temporarily. It's easier than making numerous adjustments on the air regulator to prevent overspray and time-taking clean-up jobs.




Stop leaks around bolt threads that can't be sealed with new gaskets by removing the bolts and floating soft solder over the threaded area with a soldering iron or torch. Leave the first few threads untinned for easy bolt replacement.



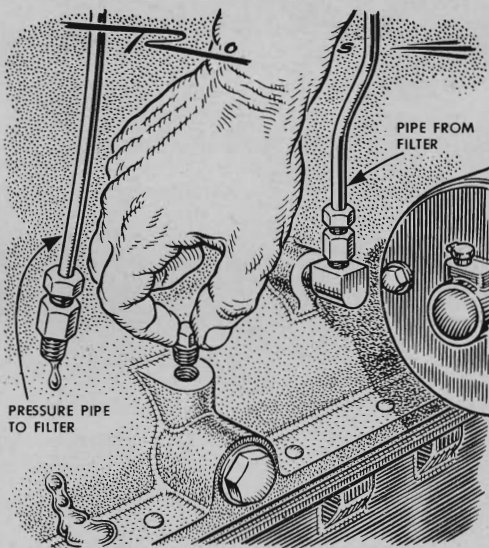
Cover cylinder bores before you grind L-head engine valves. Otherwise, damaging grit may get in. Use wrapping paper to cover the bores, attaching it to the block with masking tape. After valves are ground, brush away grit before removing the paper.



Use welding rods to remove broken axle stubs. Tack two rods end-to-end. Clip one electric welder clamp to a rear spring, the other to the rod. Make a pass at the stub through a piece of garden hose. Welded to the rod, the stub is pulled out easily.



Locate hard-to-find engine knocks with a homemade stethoscope. Make a right-angle bend near one end of a curtain rod, and solder this end to the bottom of an oil can. Probe the engine block with the rod, holding the can mouth to your ear. Diaphragm-amplified sound is easily spotted.



The right-size pipe plug, stored in your car's tool chest, can save you a lot of trouble if a bypass-type oil filter or its lines develop a leak out on the road. Remove the inlet tube where it couples to the engine block, insert the plug, and your emergency repair will get you home.