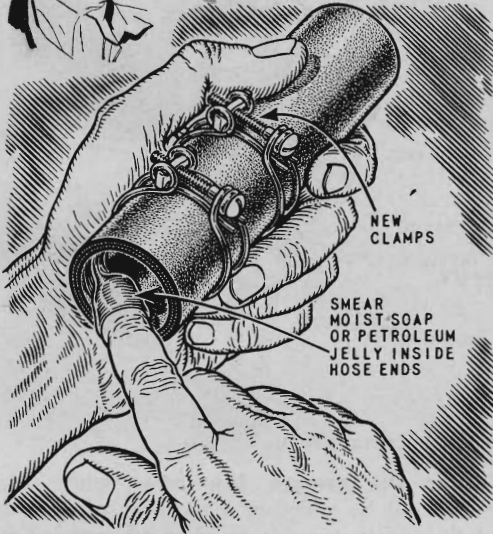





# Hints FROM THE MODEL GARAGE




NEW CLAMPS

SMEAR MOIST SOAP OR PETROLEUM JELLY INSIDE HOSE ENDS

**Rub soap inside hose ends** when installing new connections between the radiator and motor block. They'll slip on the fittings easily and save you much pulling and tugging. For a thorough job, sandpaper the rust off the fittings and use new clamps.




**Bolt one or two truck-tire rims** to the side of a pickup truck to keep cylindrical objects like oil drums or rolls of roofing from rolling about. Bolt the rims as high up from the floor as the sides will permit to keep the loads from tipping out.



REFLECTING TAPE

LAYER OF CEMENT

**Wrap reflective tape** around tin cans to warn passing motorists when you're stuck or changing a tire. Use cans of different sizes so they will nest compactly in the trunk and pour a little cement in the bottom of each can to keep them from blowing over.



3/8" PLYWOOD END GATE

**Put a plywood end gate** across a low trunk opening to keep tools from rolling out when transporting a large object with the trunk lid up. Set it back far enough so that it won't interfere with the latch and secure it with metal angles bolted to the floor.