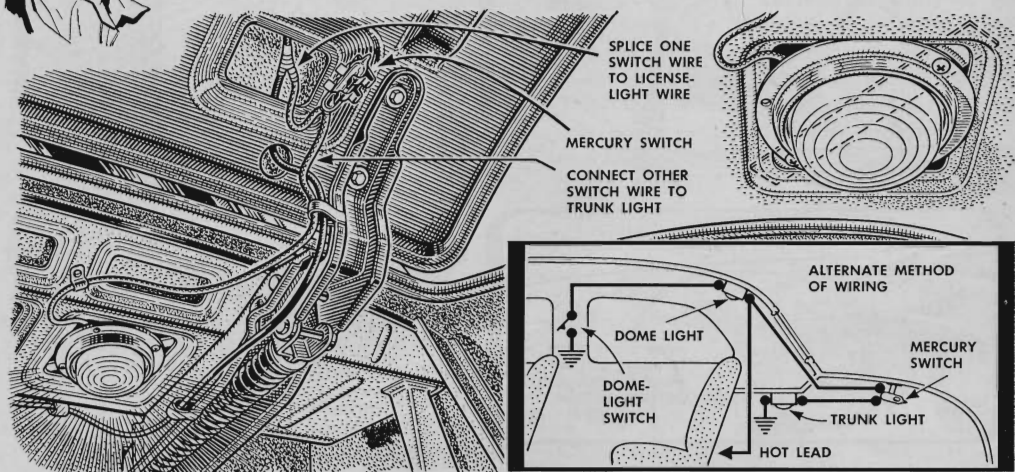


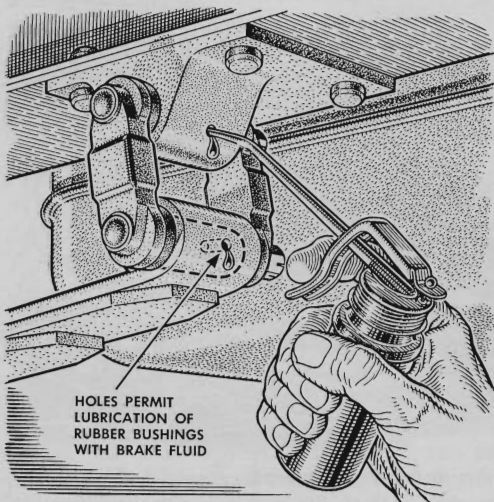


# Hints FROM THE MODEL GARAGE

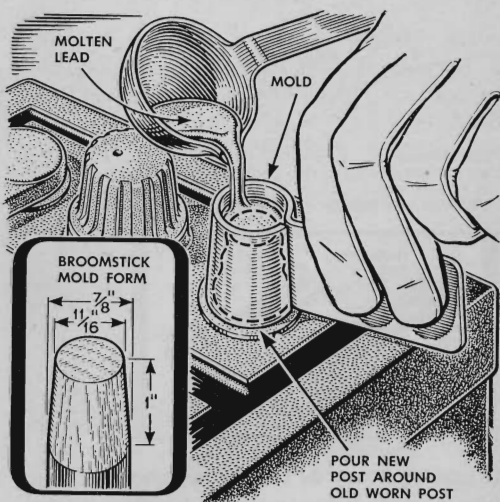


**A lamp that lights** automatically when you lift the trunk lid can be installed with parts that cost around a dollar. A mercury switch will take care of turning the light on and off. A flush-mounted clearance lamp with a clear lens is a good choice for the light. It usually can be set into a recess in the lid or body bracing by placing a metal

strip back of the opening and running sheet-metal screws through the holes in the flange. The strip or lamp must contact bare metal for a good circuit. If it is connected to the license-light wire, the lamp will come on only when the car lights are on. In the alternate method, the lamp will operate independently.



**A persistent squeak** in a rubber-bushed spring shackle usually can be eliminated by drilling a hole into the bushing and forcing in brake fluid with a pump oiler.



**If a battery post** is so worn the cable won't hold, cast a new post around the old one. Make a form by shaping aluminum around a broom handle tapered as shown.

**Please turn the page for more auto hints.**