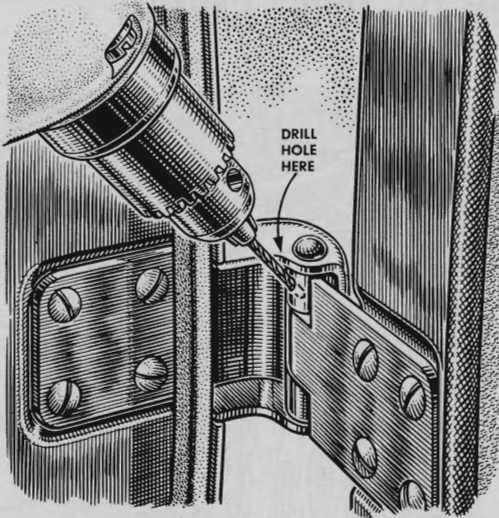
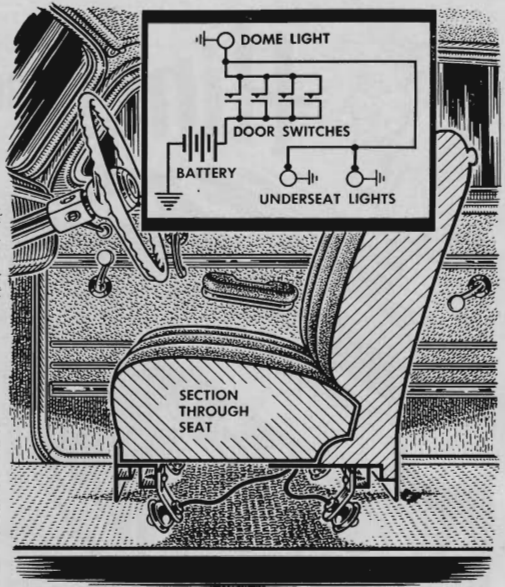


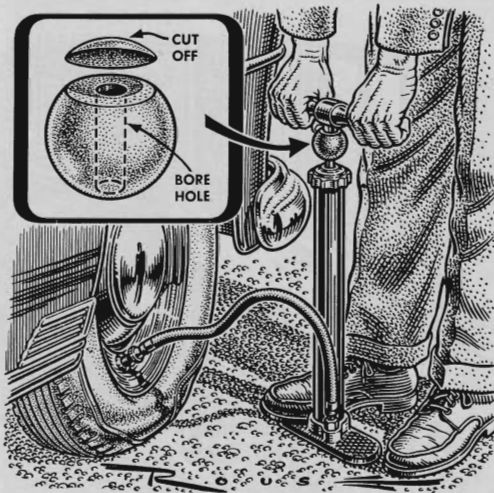
MORE Hints from the Model Garage




External hinges on the doors of old cars often develop a rusty-gate wheeze, and oil squirted on the hinges may do no good. As a remedy, try drilling a small slanting hole near the top of the hinge, going just to the hinge pin. Fill the hole with penetrating oil and let it work down the length of the pin.



Lights on the floor are a big convenience in a car and easy to install. Get a pair of truck marker lamps, remove the red glass and bolt the lamps under the front seat so one will shine to the front and one to the rear. Wire the lamps as shown so that the door switches will turn them on along with the dome light.



A small rubber ball can be made into a shock absorber for a hand pump. Cut a slice off the ball and drill a hole so that the ball is a snug fit on the pump rod. If the rod bottoms before the ball takes up the shock, shorten the rod slightly.



Clean dirt from around the filler plug of this type of front shock absorber before attempting to remove the plug. Unless you do, there's a good chance the socket won't go all the way down, you'll round off the plug corners and never get the plug out.