
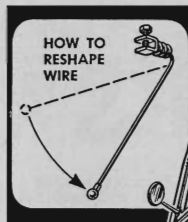


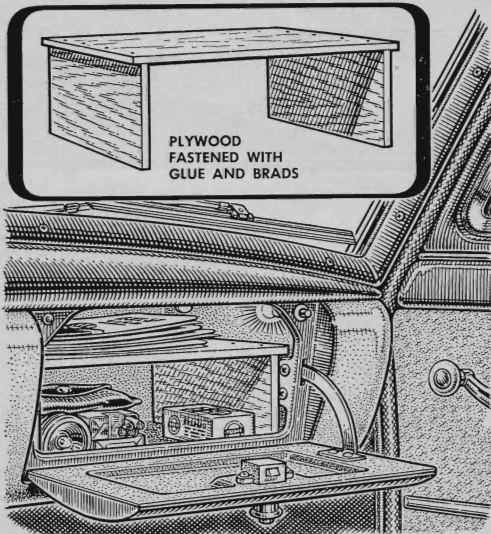
**MORE Hints from the Model Garage**



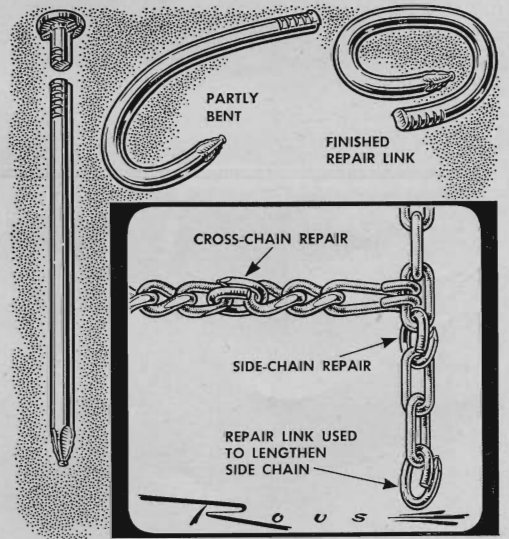
**A pair of old tires** can be put to use as driveway guides. Since a car can hit them without damage, they can be placed closer to the driveway than other types. Put stones in the buried section of each tire for stability.



**To warn of flat tires**, install an extra curb-warning whisker. Bend down the end to ride about halfway between the pavement and the rim of the wheel. Then, the noise as the wire scrapes the ground will let you know the tire has gotten soft.



**A wood shelf** or "bench" built to fit your glove compartment will help keep the contents in order. Leave more space at the bottom than at the top so that bulky objects will have enough room. Maps and other papers will go on the top shelf.



**For emergency repair** of tire chains, make links from 16-penny nails. Clip off the head and bend the nail as shown, using two pairs of pliers. Leave the opening wide enough so the link can be slipped in place and then bent closed.