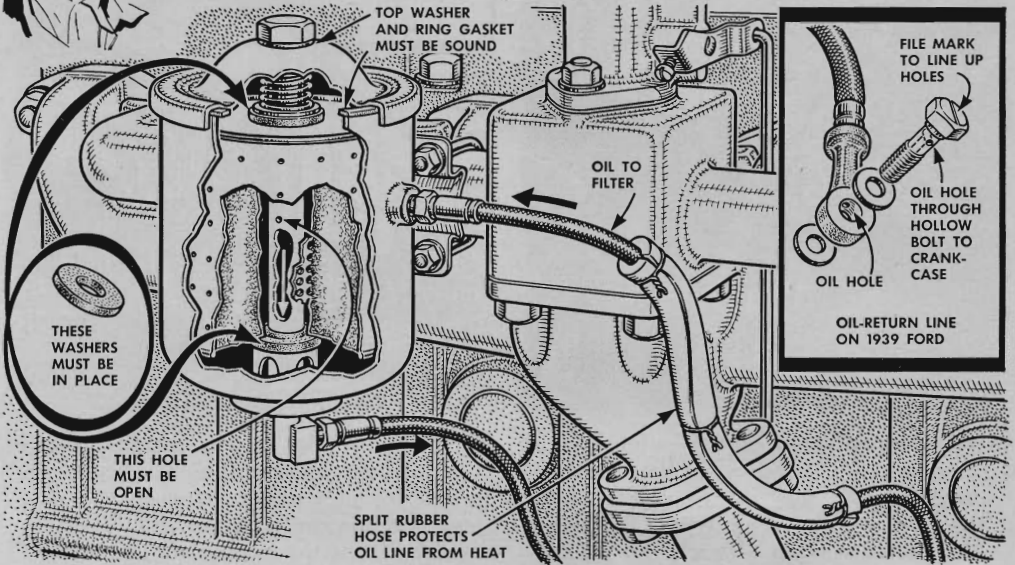




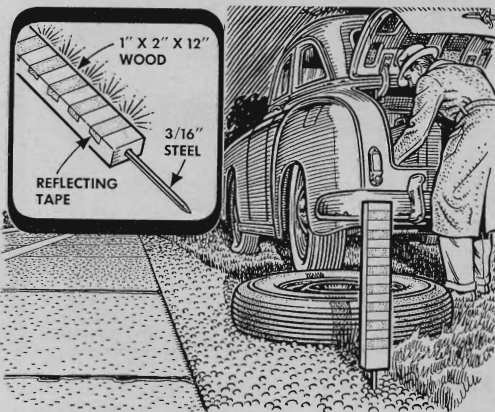
# Hints FROM THE MODEL GARAGE




**If an oil filter is not working** properly you may find the reason or cure here. If the replaceable-cartridge type isn't cleaning the oil, remove the cartridge and make sure the sealing washers, top and bottom, haven't been omitted. Their job is to force oil through the element.

When an element is replaced, the small hole or holes in the hollow tube in the cen-

ter should be cleaned with a bent hairpin or wire. Clogged holes prevent filtering action. On cars where the oil line passes near the exhaust manifold, heat may weaken and break the line. Protect it with a piece of hose as shown. On some older Fords, oil returns from the filter through a hollow bolt. A mark filed in the bolt head will help line up the holes.



**Reflecting tape**, attached to a piece of wood will give you an inexpensive warning signal for roadside breakdowns. A steel rod will support it.



**Sponge-rubber weather strip** cemented on the flat surface above an instrument panel provides a convenient storage place for maps, matches, cigarettes and other items.