






Hints from the Model Garage



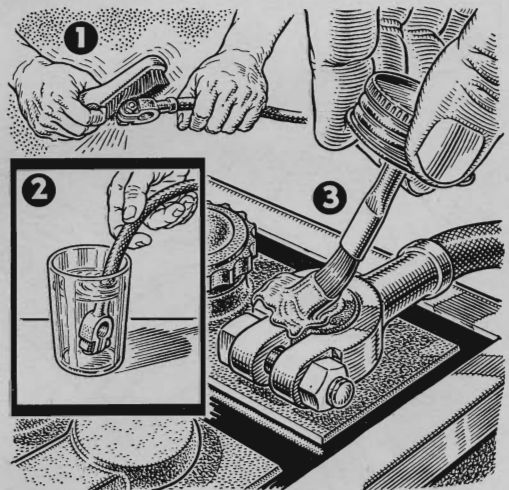
Lunch at the Wheel. For picnicking or eating at a drive-in, a tray like this will often be handy. Gravity and the protruding ears lock it to the wheel. For the other side of the car, the lowered glove-compartment lid makes a useful shelf.



Inner Tube Quiets Jack. A bumper jack won't rattle so much in the trunk if you store it this way. Raise the jack a few notches against an inner-tube rubber band. Cut a sleeve from a bicycle inner tube, pull it on the shaft, and slip in handle.



Seat Wheel Weights Carefully. When balancing a wheel, hold the weight in the correct position and give it one or two taps with a light hammer. Hitting too hard may crack the weight or tab. Centrifugal force at high speeds then will loosen it.



Rubber Cement Saves Battery. Irving J. Covert, Tarpon Springs, Fla., suggests this way to stop corrosion: wire-brush the clamps and terminals, dip them into or wipe on a baking-soda solution, and finally coat the terminal well with rubber cement.