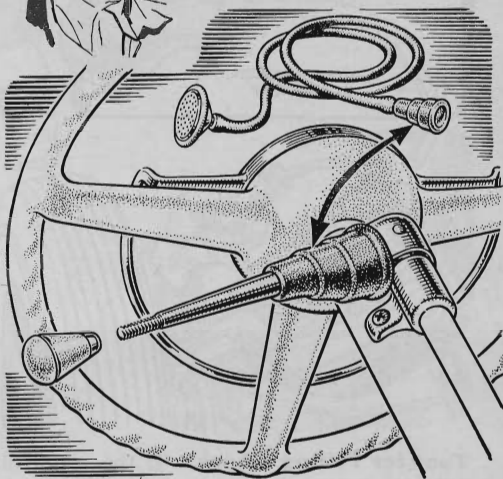





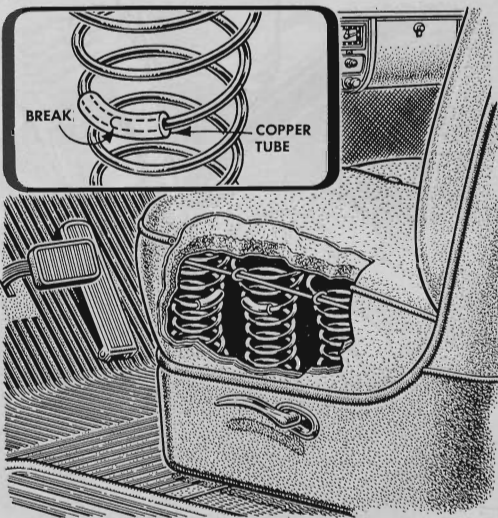
Hints from the Model Garage



Quieting a Gear Lever. In some older cars, a rattling shift lever on the steering post can be quieted by slipping on one of the rubber hose fittings that come with bathtub sprayers. Force it over the lever and against the steering column.



Washer Keeps Stem in Sight. If you have trouble preventing the valve stem from slipping back into the casing while mounting a tire, put a close-fitting washer on the stem and clamp it in place by screwing on the valve cap.



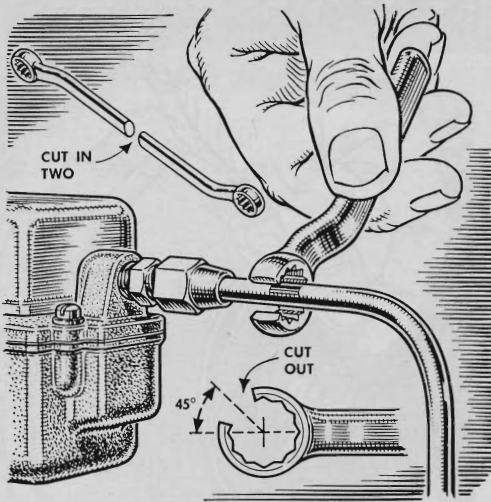
Repairing a Seat Spring. A coil spring in a car seat may break and let you down. But you can return the spring to service by forming a short piece of copper tubing to the contour of the spring and slipping it on the broken ends.




Hood Pad Protects Spotlight. If your spotlight swings to a position where the opened hood will strike it, pad the hood edge with a strip of rubber cemented in place. The hood then won't cause any damage if it accidentally hits the spot.

Please turn the page for four more auto hints.

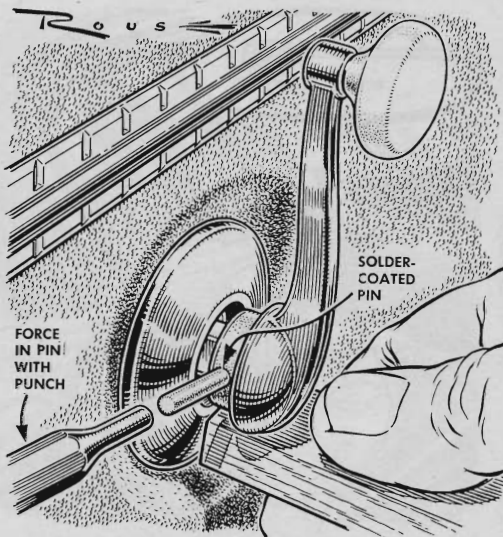
MARCH 1952 [99



Two Wrenches from One. A pair of handy wrenches for work on fuel and brake lines can be made from a suitable-size box wrench. In each box, file a slot slightly larger than the tubing. The box will then slip down over the connecting nut. Cutting through the handle gives two short wrenches suited to work in tight spots.



Tool for Filling Shocks. If the glass tubing of a hydrometer is broken, the remaining parts can be salvaged to make a tool for filling hard-to-reach shock absorbers. Slip the rubber unit from the tube bottom into the squeezing bulb. Force a short piece of copper tubing about $\frac{3}{16}$ " into the rubber hose.



Solder Keeps Door Pin Snug. On most cars, a small pin holds each window crank in place. If a pin keeps falling out, dip it into molten solder for an instant. Then file or grind it down until it can just be forced into place.



Battery Clamp Easier to Remove. A couple of fiber washers placed between the nut and clamp when you connect a battery cable should make the cable easier to remove later. The washers will help keep corrosion from freezing the nut to the clamp.