
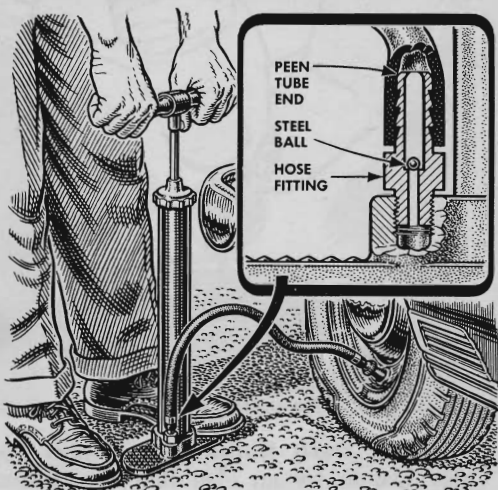





## Hints from the Model Garage




**Paint Shows Button Position.** From a distance it is sometimes difficult to tell whether car-door lock buttons are up or down. To remedy this, pull them up and paint a white strip around the base. If strip doesn't show, the door is locked.



**Ball Check Speeds Tire Pumping.** An ordinary tire pump may be hard to use if air leaks back from the tire. David R. Fay of Buffalo overcame this by installing a ball check. The ball used was obtained from an old bicycle-wheel bearing.



**Drilled Holes Drain Tailpipe.** You can retard corrosion of a tailpipe by drilling three 3/16" holes 1" apart at the exhaust end, as shown here. The holes will give condensed water a better chance to drain out of the pipe.



**Curbing Truck Noises.** Tail-gate chains on a trailer or light truck can be silenced by winding them with tape. If a spare-tire lock like the one shown rattles because of play between the lock and receptacle, insert a rubber washer to take up slack.