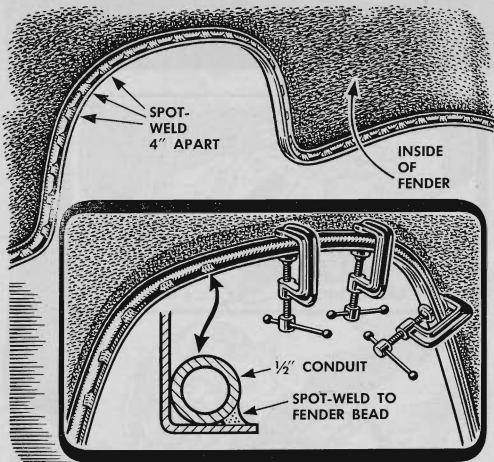
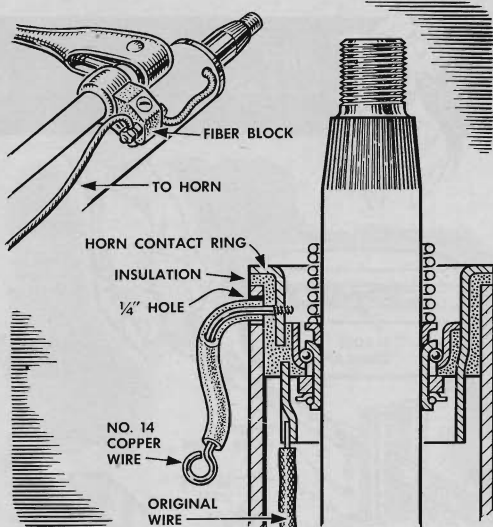


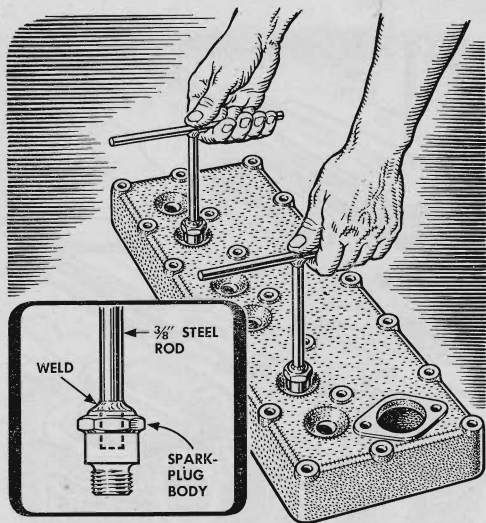
MORE Hints from the Model Garage




If the fenders of an old car have cracked at the edges, they can be given new strength by welding a piece of $\frac{1}{2}$ " electrical conduit inside the bead. The conduit will bend easily to the contour of the fender. Clamp it in place until the welding is finished. Keep the welds inside the bead to avoid damaging the finish of the car.



When a horn wire breaks inside the steering column, you can bypass the break by running a wire down the outside. Drill a $\frac{1}{4}$ " hole in the column at the point shown. Then drill a No. 53 hole through the insulation and contact ring. Tap this for a threaded piece of No. 14 wire, insulate the wire, and connect to a junction block on the column.



Lifting a cylinder head will be a lot easier if you make a couple of T-shaped handles like this. Knock the porcelain tops out of a pair of old spark plugs and weld them to handles made from $\frac{3}{8}$ " rod. To use, screw into the plug seats.



Apply light oil to the flange when you install a prefocused headlight bulb in an older car. This will make the bulb easier to remove when necessary. If corrosion should form, the bulb will not freeze fast to the socket assembly.