



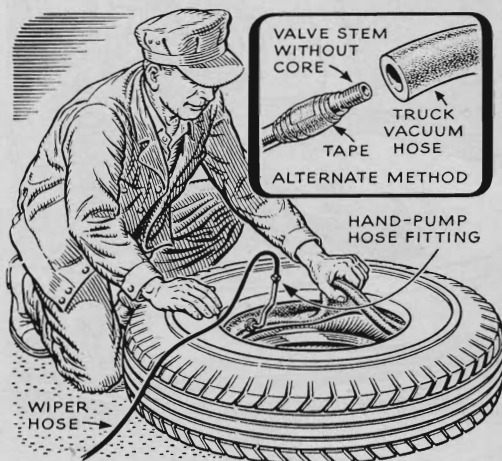
Hints from the Model Garage



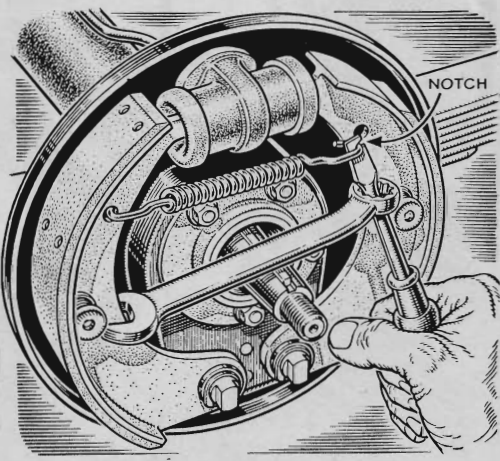
How to Free Stuck Lock Button. The button that locks a door from the inside tends to stick, either because of corrosion or slight misalignment of the lock and window casing. To fix, unscrew the button and file lightly around its bottom edge.



Tape Stops Wheel-Cover Slide. A steering-wheel cover that slips can be anchored by sticking friction tape around the edge of the wheel and replacing the cover. The tape's outer surface is tacky enough to keep the cover from sliding.




Vacuum Frees Heavy Truck Tube. To suck the tube loose from a heavy truck tire, mechanics at McElroy's Garage in Enon Valley, Pa., wrap tape around the uncored valve stem, press on the hose from the truck's vacuum brakes and run the engine. You could also hook up the wiper hose with a hand-pump hose fitting.




Replacing a Brake Spring. If you have trouble replacing the return spring on hydraulic brakes, try this: File a notch near the tip of an old screwdriver. Choose a combination box and open-end wrench that spans the shoes. Hook the open end over one shoe, put screwdriver through box and pry spring in place.

MORE Hints from the Model Garage




Putting Oil in Tight Spots. Those hard-to-reach spots on a car can be oiled by winding some copper wire around the oil can spout. When a drop of oil comes from the spout, it flows along the wire to the desired spot instead of falling free.



Chain Guides Lift Height. One mechanic reports that his hydraulic-lift controls are located where it's hard to judge correct car height. He fastened a chain to the ceiling. When chain touches, he stops the lift. With tall cars, he lets the chain fall over a bit.



Funnel Reaches Fuel Tank. Shops that get calls to rescue gas-stranded motorists will find this funnel a useful accessory to carry along. The bent spout makes it much easier to pour gasoline into tanks with side inlets. On the cars where the filler cap is deeply recessed in a fender compartment, it eliminates wasteful, sloppy pouring.



Oil Frees Hood Latch. After a few years, a hood latch operated by a cable running to the instrument panel sometimes sticks. You can free it by applying a light machine oil or an oil-and-kerosene mixture to the full length of the cable. The oil will penetrate the sheath. Such care may also help prevent breaks, which are hard to fix.