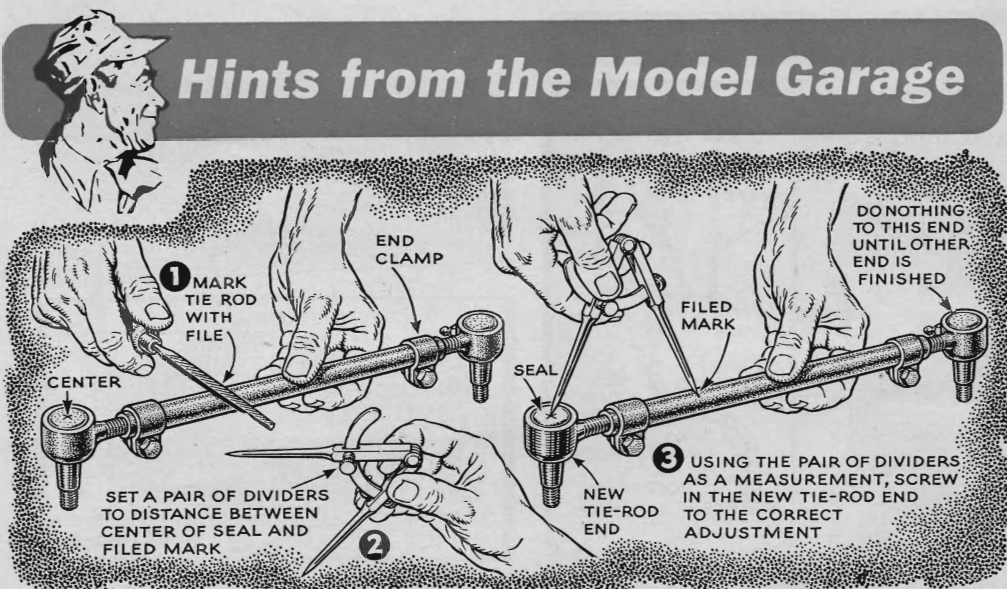


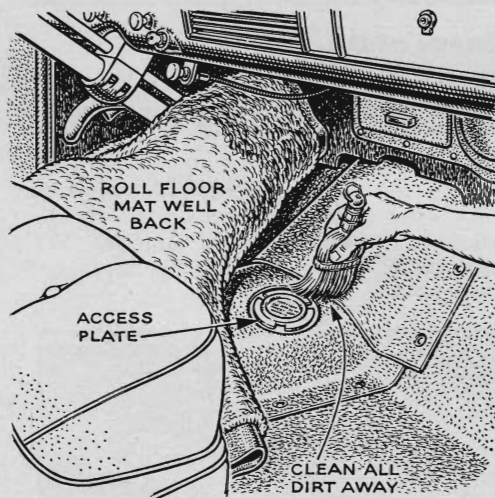
Hints from the Model Garage



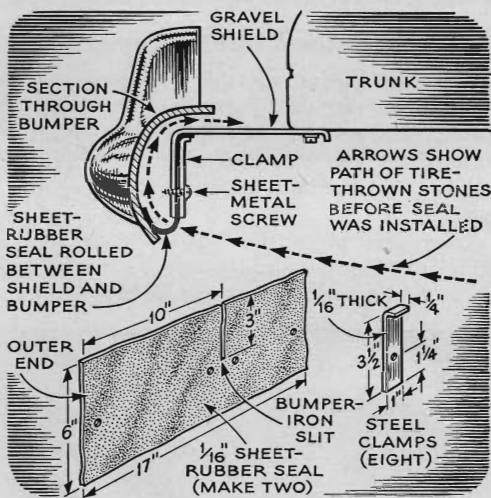
Replacing Tie-Rod Ends. When worn tie-rod ends are replaced, the following procedure will make it unnecessary to realign the wheels after the job is done.

Remove each tie rod from the steering assembly without loosening the clamps that

hold the ends to the rod. About 6" from the end, file a mark on the rod (1). Set a pair of dividers so one end is at the center of the seal over the end ball, the other at the filed mark (2). Turn up new end until it equals this measurement (3).



Keep Dirt Out of Transmission. On many cars with automatic transmissions, the fluid-level inspection plug and filler-tube are located where dirt collects. Make sure this is brushed away before the transmission is opened. Dirt dropped or washed inside the delicate mechanism can result in an expensive repair bill.



Shield Seal Stops Flying Stones. In at least one new car model, small stones thrown up by the rear tires collect on top of the rear gravel shield, marring the finish. Discovering that the stones were passing through the bumper-bracket slots and an opening between the shield and bumper, one owner installed the seal shown above.