




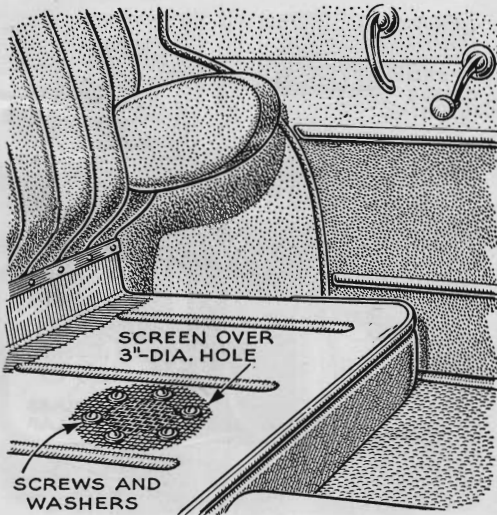
## Hints from the Model Garage



### Remove Wheels for Spraying.

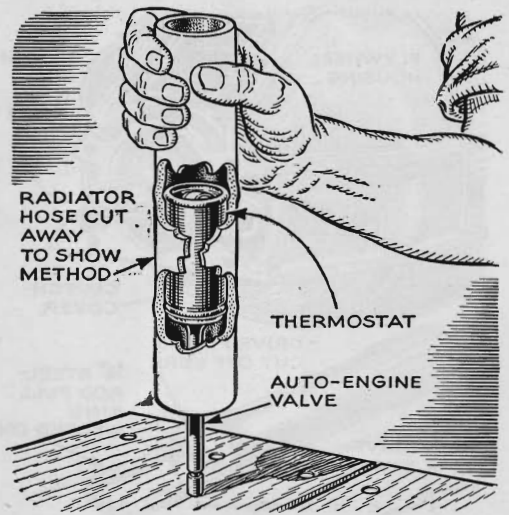
Instead of masking the tires while you are spray-painting a car, Victor Jensen, of Bellingham, Wash., suggests removing the wheels and demounting the tires. Then set up and clamp the rims between a couple of

two-by-fours, or other pieces of lumber, by tying the ends with rope. Brace the assembly upright, and you can spray both sides of the rims without difficulty. This method also clears the fenders for unhampered spraying.



### Air Outlet Improves Heater.

In some of the newer cars, fresh air is delivered to the passenger compartment while the heater is running. If the windows are closed, air circulation tends to slow up. W. M. Dierks, of Chicago, found that he got improved circulation after placing a screened outlet vent under the rear seat.



### Valve Taps 'Stat in Place.

An engine valve makes a handy tool for inserting or removing an inside-hose type of thermostat. Pick a valve that will just fit inside the hose. Push it in until the head rests against the 'stat. Then, with the hose in an upright position, tap the valve stem on your workbench or floor.