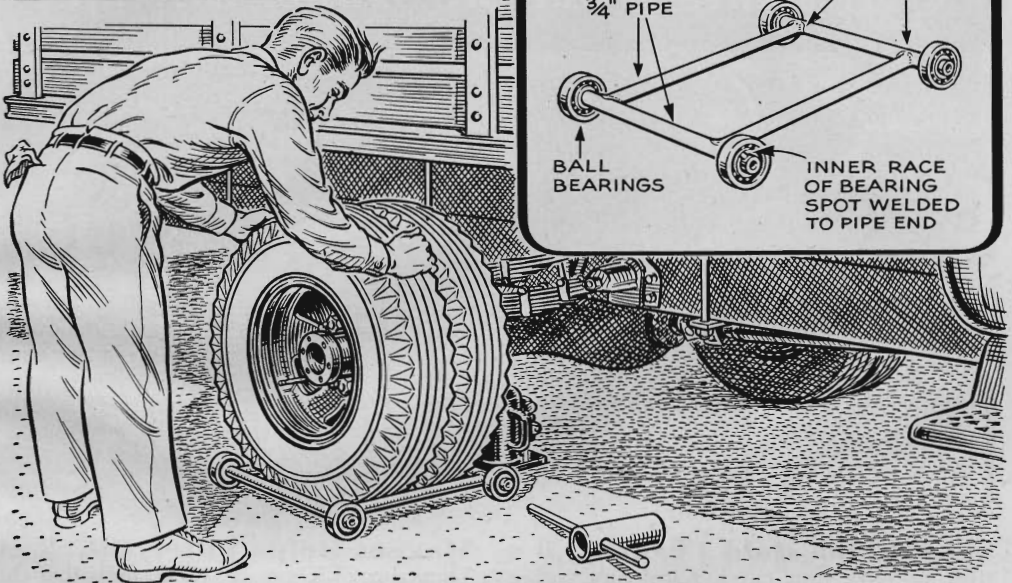


**MORE** Hints from the Model Garage

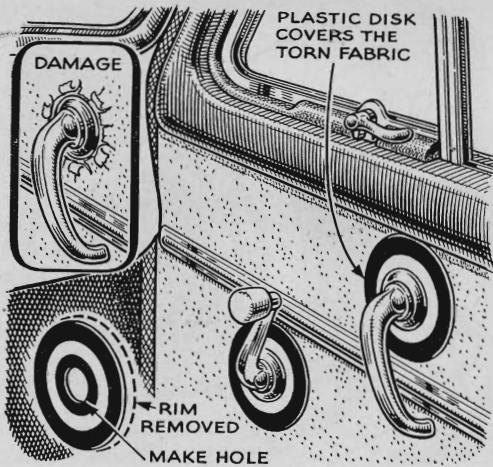


**Dolly Handles Dual Tires.** For removing and installing dual truck tires as a unit, Charles D. LaRue suggests making up a dolly like this. The original is in use at a shop in Sacramento, Calif.


The dolly is inexpensive to make. Four

used ball bearings will serve as the wheels. Adjust the frame dimensions to suit the size of the truck wheels.

To use, lower the jacked-up wheels on the dolly. After removing the retaining nut, you can then pull the wheels away on the dolly.



**Repairing Handle Wear.** Plastic coasters from the dime store can be used to hide torn fabric around a door handle. Cut the rim from the coaster and make a hole large enough to slip over the handle. Clamp in place with the original flange.



**Handy Polishing Pads.** Pieces of old carpet run through the washing machine and then dried make convenient pads for polishing cars. If no old carpet is available, your furniture store may be able to supply small remnants.