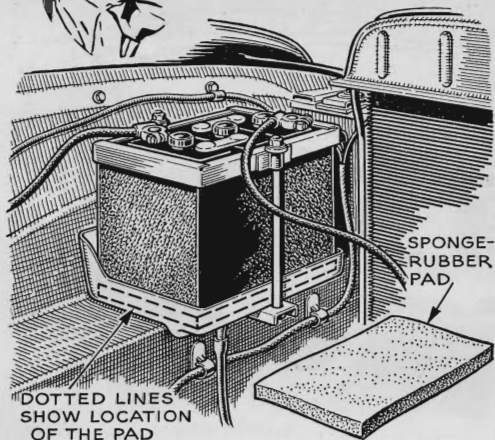






Hints from the Model Garage




Pad Lengthens Battery Life. A rubber pad placed under a battery will protect it from jolts and jars on rough roads. Even if the hold-downs should loosen, the rubber pad will keep the battery from being damaged by the jouncing.



Bent Wrench Fits Tight Spot. Richard D. Briggs, of Spencerville, Ohio, reports that a wrench like this is one of his most useful tools for working in narrow quarters. To be bent this way, the wrench must be the stamped kind.

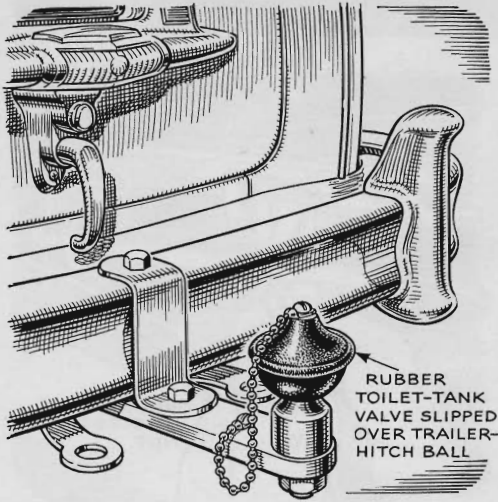


Clip Keeps Pass in Place. If you must display a window sticker or card of a temporary nature, for instance a parking pass at a factory or beach, an easily made clip will permit quick placing and removal. Cut the clip from springy sheet metal and paint it to suit the car. Attach it by one of the windshield-molding screws.




Removing Hot Radiator Caps. If a car is steaming, this job can sometimes lead to nasty burns. For his own protection, Marion L. Rhodes, of Knightstown, Ind., rigged up the tool shown above. The leather strap is looped around the cap and pulled snug. The long handle puts the mechanic a safe distance away from the steam.


***MORE* Hints from the Model Garage**



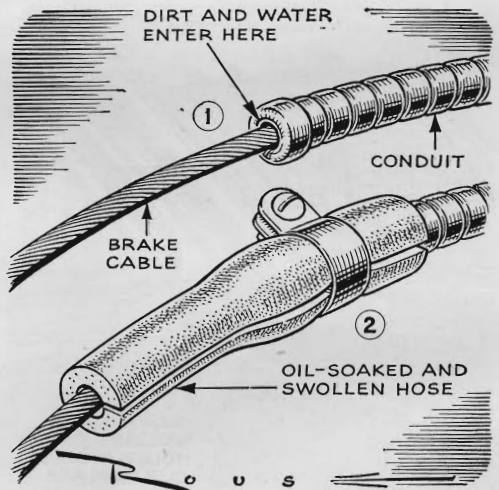
Protecting Hitch Ball. Wallace Genthner, of Troy, N. Y., has found that a rubber toilet-tank valve provides a good way of protecting the trailer-hitch ball on his car. A light chain attaches the ball to the bumper of the car.



Old Parts Make Shop Lamp. Using scrap parts found in any garage, you can quickly make a shop lamp like this one, built in Wilmer D. Crago's shop at Red House, W. Va. The bent bolt in the pipe lets you adjust the height easily.



Disk Covers Spring Oil Hole. If your car has metal spring covers, a metal disk attached as above will keep grease from oozing out after lubrication. Cut the disk the size of a half dollar. Fasten it with a metal screw. Turn the screw tight to keep it over the hole, and loosen it before greasing the springs.



Cover Protects Brake Cable. On the older Fords, dirty and sticking parking-brake cables sometimes give trouble. As in the top sketch (1), dirt and water in the conduit may interfere with brake release. To prevent this, split a piece of rubber tubing and clamp it to the conduit (2). Soak it with oil to lubricate the cable.